

SECURITY PRODUCTS



home

[we make it secure]



www.LARSONdoors.com

Security

A complete line of security products to protect your home and family.

LARSON® security products offer security and curb appeal in one.

Platinum Collection Doors

The ultimate in storm door technology with a sleek profile, enhanced security, and effortless installation. Available with a laminated security shield that withstands repeated blows or with the Dominator™ screen.

SecurePRO™ Windows

Security windows are built with a tough Grizzly screen. The woven .028 stainless steel wire is secured in a heavy-duty aluminum frame. Easy to install over your existing window.

Guardzman Collection Doors

Heavy-duty steel security doors are built to last and feature welded tubular steel frame with durable hinges and reinforced lock box. Available in six unique styles.



Platinum
COLLECTION



SecurePRO™
WINDOWS



Guardzman
COLLECTION



Relax, you got this.

The fast install.

No experience necessary with our pre-assembled doors. Simply add your QuickFit™ handle, place frame on the opening, and secure in minutes*.

3X the security.

Multi-point locking system secures door in three places for ultimate protection.

Look what's hidden.



Sleek built-in hidden closer with Click&Hold™ keeps the door open.

Platinum
COLLECTION



Platinum COLLECTION

The modern design of Platinum security doors is both innovative and attractive. It is a one-of-a-kind blend of technology and luxury with a built-in hidden closer and multi-point locking. From open to close, Platinum is the ultimate storm door with added security features and better operation. Backed by a Break-In Protection Warranty.



PLATINUM SG
449-04



Dominator™ shield between laminated glass keeps intruders out.



PLATINUM SCR
450-18




Dominator .032 stainless steel wire mesh screen is built to withstand more than 1,000 lbs/in of force.

	SIZES			Pre-Assembled Select Left Hinge or Right Hinge as viewed from outside.
Platinum SG Secure Glass	32" x 81" 36" x 81"			
Platinum SCR Secure Screen	CUSTOM SIZES			

SecurePRO™ WINDOWS

Window security does not mean a sacrifice in style. SecurePRO features a stainless steel wire screen and heavy-duty aluminum frame.

Compressed and secured with 15,000 pounds of force; meets highest level of SMA 6001-2002 industry impact force standard.



Grizzly woven .028 stainless steel wire screen has the strength of more than 800 lbs/in




Includes emergency release system



Installs over existing window (overlap mount). Tamper-proof, 1-way installation screws provided



SINGLE-HUNG
L92 Glass & Screen
L91 Screen



SLIDER
L62 Glass & Screen
L61 Screen



Glass & Grizzly Screen



Grizzly Screen

Choose your handle Sold Separately



Straight: Matte Black, Brushed Nickel, Aged Bronze
Curved: Brushed Nickel, Aged Bronze, Antique Brass, Brass, White, Brown, Sandstone



	Width	Height
Single-Hung (L91, L92)	14" to 54"	25-1/2" to 90"
Slider (L61, L62)	25-1/2" to 90"	14" to 54"


Guardzman COLLECTION

The Guardsman Collection features a 3-piece tempered safety glass system, pneumatic closer and wind chain.

Provide your own hardware which enables you to key your prime and security doors alike. Look for hardware with dimensions: 2-3/8" backset, 2-1/8" hole diameter.

Round Tops available in Courtyard and Fullview styles.

Interchangeable insect screen available for seasonal venting.
SOLD SEPARATELY.



Welded tubular steel frame for superior strength




Anti-removal vault pin for reinforced protection



Heavy-duty 7" hinges for a secure mount



COURTYARD
92020



GARDEN VIEW
92021



ZIONS
92055



SOHO
92036



MESA
92031



ORLEANS
92002



Model Shown: Courtyard 92020

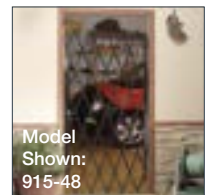
	Courtyard	Garden View	Zions	SoHo	Mesa	Orleans
Sizes	32" x 81" & 36" x 81"					
Options	Custom Sizes, Custom Lock Box Location					
	Double Doors, Half Insect Screen					

Folding Security Gate

Sturdy construction. Baked-on finish. Reinforced rivets. Hinged to swing out. Accepts padlocks (not included). Two year finish warranty (covers gate finish).

Width Range	Height
12" to 52"	79"

Black



Guide to ordering.

Measure your door.

Take three measurements, one across the top, middle and bottom of the door. Take the measurement of the height of the door. Record the narrowest dimension.

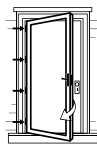
STANDARD DOOR SIZES	OPENING WIDTH RANGE	OPENING HEIGHT RANGE
32" width	31-7/8" to 32-3/8"	80" to 81" Platinum Collection
36" width	35-7/8" to 36-3/8"	79-3/4" to 81" Guardsman Collection

RECORD YOUR MEASUREMENTS

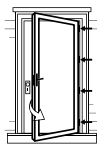
A	WIDTH
B	WIDTH
C	WIDTH
D	HEIGHT

Specify hinge-side.

Doors are pre-hung with hinge-side mounting rail attached to door frame. Indicate left-hinge or right-hinge application when ordering.



Left Hinge
(Right Hand)
Outswing




Right Hinge
(Left Hand)
Outswing

How to mount your door.

PLATINUM COLLECTION (Surface Mount)

The rails mount directly to the face of the exterior brickmold and require a 3/4" wide mounting surface.



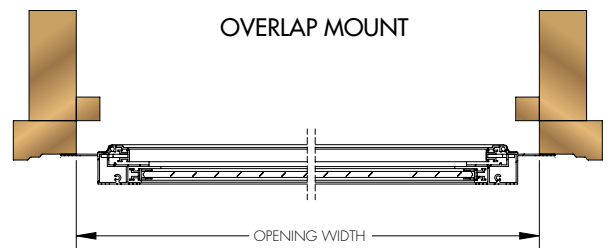
GUARDSMAN COLLECTION (Recess Mount)

The rails mount inside the opening and require a 1" wide by 1" deep mounting surface.



Measure your window opening.

Determine size by measuring your existing window's height and width. Round down to the nearest 1/8".



Learn More!

www.LARSONdoors.com

a complete line of
SECURITY

doors to protect your
home and family



™ Trademark, LARSON Manufacturing Company, Brookings, SD, U.S.A. © 2021 Larson Manufacturing Company. Printed in the U.S.A. LARSON reserves the right to alter or discontinue any model, specification, warranty or price without notice. Door colors shown are approximate; actual color may vary. 0951857